


# Boom Lift

**CHERRY PICKER • IE**  
NATIONWIDE SALES & SERVICE



KILMOON BUSINESS PARK, ASHBOURNE, CO. MEATH, A84 F776  
TEL: 01 835 4788 sales@cherrypicker.ie www.cherrypicker.ie



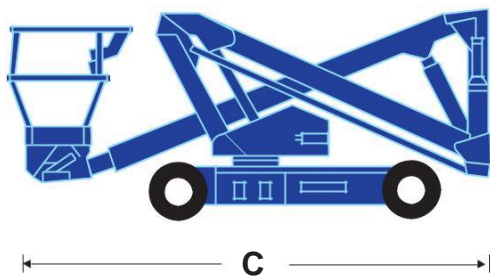
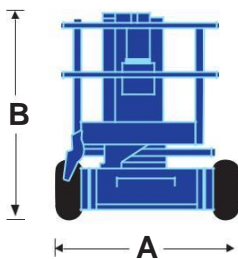
- Working height up to 13.5m
- 6.1m working outreach at 5.4m clearance height
- Simple one-hand proportional controls
- Tight inside turning radius 0.4m
- Efficient direct electric drive
- Platform rotator

**AB38N**  
**AB38W**

# AB38N/38W boom lift specifications

	AB38N	AB38W
max. working height	13.5m	13.5m
max. platform height	11.5m	11.5m
max. working outreach	6.1m	6.1m
clearance height at max. outreach	5.4m	5.4m
platform capacity (SWL)	215kg	215kg
platform size - outside	0.6m x 1.2m	0.6m x 1.2m
width A	1.50m	1.72m
stowed height B	2.0m	2.0m
stowed length C	4.04m	4.04m
gross weight	3760kg	3160kg
gradeability	19.5° / 36%	19.5° / 36%
inside turning radius	0.4m	0.4m
outside turning radius	2.4m	2.66m
ground clearance	150mm	150mm
max. drive speed stowed	4.0km/h	4.0km/h
max. drive speed elevated	0.7km/h	0.7km/h
control system	smooth, one-hand proportional controls	
power source	8 x 6V, 220Ah batteries	

Specifications subject to change without notice. Photos and diagrams in this brochure are for promotional purposes only. Refer to appropriate UpRight Operators manual for detailed instructions on the proper use and maintenance.



## standard features

- Proportional one-hand controls
- Manual platform rotator
- Minimal front boom overhang
- Ultra-tight inside turning radius
- Tilt alarm
- Large, two person platform
- Direct DC drive parallel wired wheel motors
- Non-marking tyres
- Duplicate boom controls at ground level
- 1 year parts and labour warranty
- 5 year structural warranty

## options

- Flashing amber beacon
- Power cable to platform
- Special paint colours
- Environmental green oil

